



# Sanitary Fittings

# Catalogue



# AMBER MATT BLACK GOLD



## Basin Mixer

(ABG-1000)

A compact and durable T-cock valve designed for smooth water flow regulation. Ideal for connecting multiple water outlets efficiently.



## Bath Mixer

(ABG-2000)

A stylish single-lever basin mixer with a sleek design, ensuring precise water control. Made from high-quality chrome-plated brass for durability.


# OPAL GOLD PVD



## Basin Mixer

(OG-1000)

A compact and durable T-cock valve designed for smooth water flow regulation. Ideal for connecting multiple water outlets efficiently.




## Bath Mixer

(OG-2000)

A stylish single-lever basin mixer with a sleek design, ensuring precise water control. Made from high-quality chrome-plated brass for durability.



# AMBER WHITE GOLD



## Basin Mixer

(AWG-1000)

A compact and durable T-cock valve designed for smooth water flow regulation. Ideal for connecting multiple water outlets efficiently.



## Bath Mixer

(AWG-2000)

A stylish single-lever basin mixer with a sleek design, ensuring precise water control. Made from high-quality chrome-plated brass for durability.

# SAPPHIRE



## Basin Mixer

(SPH-1000)

A compact and durable T-cock valve designed for smooth water flow regulation. Ideal for connecting multiple water outlets efficiently.



## Bath Mixer

(SPH-2000)

A stylish single-lever basin mixer with a sleek design, ensuring precise water control. Made from high-quality chrome-plated brass for durability.



# SAPPHIRE PVD ROSE GOLD



## Basin Mixer

(SRG-1000)

A compact and durable T-cock valve designed for smooth water flow regulation. Ideal for connecting multiple water outlets efficiently.



## Bath Mixer

(SRG-2000)

A stylish single-lever basin mixer with a sleek design, ensuring precise water control. Made from high-quality chrome-plated brass for durability.

# AMBER



## Basin Mixer

(AMB-1000)

A compact and durable T-cock valve designed for smooth water flow regulation. Ideal for connecting multiple water outlets efficiently.



## Bath Mixer

(AMB-2000)

A stylish single-lever basin mixer with a sleek design, ensuring precise water control. Made from high-quality chrome-plated brass for durability.



# PEARL



## Basin Mixer

(PRL-1000)

A compact and durable T-cock valve designed for smooth water flow regulation. Ideal for connecting multiple water outlets efficiently.



## Bath Mixer

(PRL-2000)

A stylish single-lever basin mixer with a sleek design, ensuring precise water control. Made from high-quality chrome-plated brass for durability.

# EURO



## Basin Mixer

(EUR-1000)

A compact and durable T-cock valve designed for smooth water flow regulation. Ideal for connecting multiple water outlets efficiently.




## Bath Mixer

(EUR-2000)

A stylish single-lever basin mixer with a sleek design, ensuring precise water control. Made from high-quality chrome-plated brass for durability.




# OPAL



## Basin Mixer

(OPL-1000)

A compact and durable T-cock valve designed for smooth water flow regulation. Ideal for connecting multiple water outlets efficiently.



## Bath Mixer

(OPL-2000)

A stylish single-lever basin mixer with a sleek design, ensuring precise water control. Made from high-quality chrome-plated brass for durability.

# AMBER RAINBOW



## Basin Mixer

(AR-1000)

A compact and durable T-cock valve designed for smooth water flow regulation. Ideal for connecting multiple water outlets efficiently.



## Bath Mixer

(AR-2000)

A stylish single-lever basin mixer with a sleek design, ensuring precise water control. Made from high-quality chrome-plated brass for durability.



# PEARL BLUE



## Basin Mixer

(PB-1000)

A compact and durable T-cock valve designed for smooth water flow regulation. Ideal for connecting multiple water outlets efficiently.



## Bath Mixer

(PB-2000)

A stylish single-lever basin mixer with a sleek design, ensuring precise water control. Made from high-quality chrome-plated brass for durability.